



Installation: hazardous areas - Zone 1 / 2 (Gases)
Zone 21 / 22 (Dusts)

Classification: Group II - Category 2G 2D



REFERENCE STANDARDS

Directive 2014/34/EU

EXECUTION	© II 2 GD EEx d IIC T4 or T3 or T2 T135°C or T160°C or T200°C or T230°C
RULES OF COMPLIANCE	EN 50014 + A1 and A2 - EN 50018 EN 50281-1-1 + A1
EC Type-Examination Certificate	INERIS 03 ATEX 0004X
PROTECTION DEGREE	IP66
AMBIENT TEMPERATURE	-20°C ÷ +52°C
OTHER AVAILABLE CERTIFICATES	EAC: TC RU C-IT.BH02.B.00602 (-60°C ÷ +60°C) IRUSSIAN MARINE CERTIFICATE (RMRS): 19.02519.280

Mechanical characteristics

Body	marine grade copper free aluminium
Diffuser	tempered front glass
Support	adjustable type hot dip galvanized steel
Reflector	internal polished aluminium
Painting	external epoxy powders grey RAL-9006 COLOUR
Screws	external stainless steel
Gaskets	silicon rubber
Cable entry	3/4" NPT size threaded

Electrical characteristics

Power supply	conventional ballast 230V - 50Hz (p.f.corrected - $\cos \rho \geq 0,95$)
Lampholders	porcelain E40 size
Internal wiring	high-temperature resistant silicon rubber insulation cables
Terminals	suitable up to 4sq/mm cables



On Request Accessories:

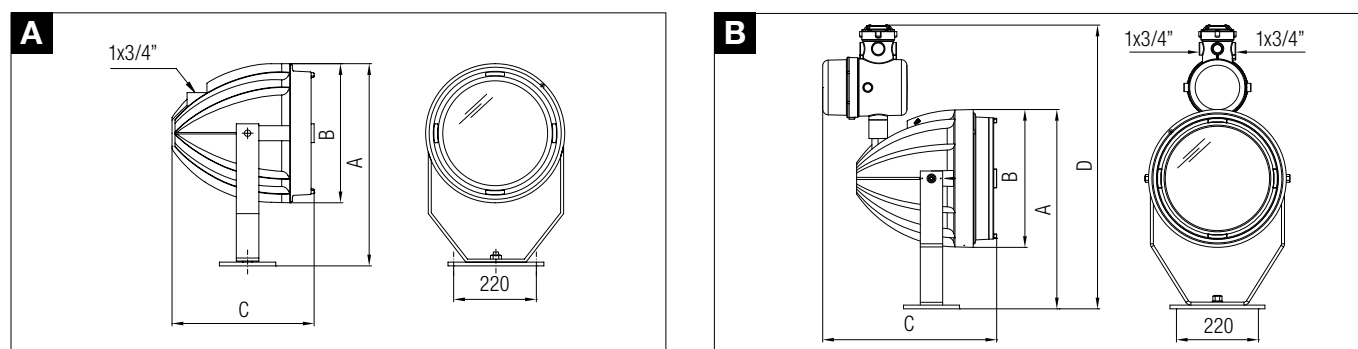
- External painting colour on request
- Control gear with voltage supply different than standard
- Threaded cable entry different than standard

Technical data

CODE	LAMP	TEMPERATURE CLASS (GAS)	TEMPERATURE CLASS (DUSTS)	LAMPHOLDER SIZE	CABLE ENTRY SIZE	DETAIL
LIGHTING FIXTURE FOR INCANDESCENT LAMP* - POWER SUPPLY 230V-50Hz						
RCDE500	500 W	T2	T230°C	E-40	1x3/4"	A
RCDE500	300 W	T3	T160°C	E-40	1x3/4"	A
*lamp not included.						
LIGHTING FIXTURE FOR BLENDED LIGHT LAMP - POWER SUPPLY 230V 50Hz						
RCDE500	500 W	T3 / T2	T200°C / T230°C	E-40	1x3/4"	A
LIGHTING FIXTURE FOR BLENDED LIGHT LAMP - POWER SUPPLY 230V 50Hz						
RCDE250HG	250 W	T3	T160°C	E-40	2x3/4"	B
RCDE400HG	400 W	T3	T200°C	E-40	2x3/4"	B
LIGHTING FIXTURE FOR HIGH PRESSURE SODIUM LAMP - POWER SUPPLY 230V 50Hz						
RCDE250HPNA	250 W	T4 / T3	T135°C / T160°C	E-40	2x3/4"	B
RCDE400HPNA	400 W	T3	T200°C	E-40	2x3/4"	B
LIGHTING FIXTURE FOR METAL HALIDE LAMP - POWER SUPPLY 230V 50Hz						
RCDE250MH	250 W	T4 / T3	T135°C / T160°C	E-40	2x3/4"	B
RCDE400MH	400 W	T3	T200°C	E-40	2x3/4"	B

Technical features

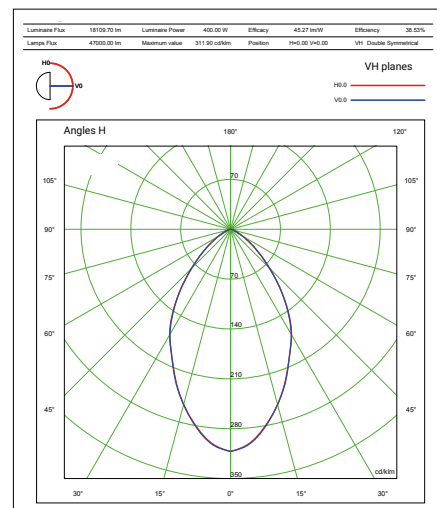
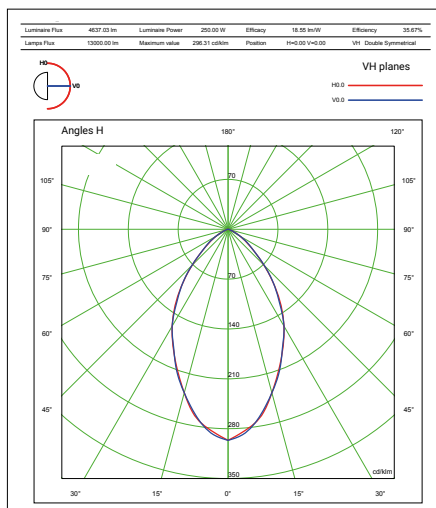
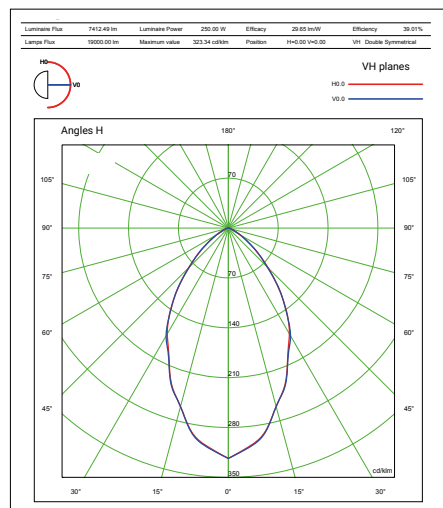
CODE	A [mm]	B [mm]	C [mm]	D [mm]	WIGHT [Kg]	CABLE ENTRY	DETAIL
RCDE500	535	370	376	-	21,00	1 x 3/4"	A
RCDE250HG	535	370	406	700	29,00	2 x 3/4"	B
RCDE400HG	535	370	406	700	29,50	2 x 3/4"	B
RCDE250HPNA	535	370	406	700	31,00	2 x 3/4"	B
RCDE400HPNA	535	370	406	700	31,50	2 x 3/4"	B
RCDE250MH	535	370	406	700	26,50	2 x 3/4"	B
RCDE400MH	535	370	406	700	31,50	2 x 3/4"	B



RCDE250MH

RCDE250HG

RCDE400HPNA



REMARK:

Due to the development of the national and international specifications and of the technology, the above technical characteristics showed on this bulletin can be considered as binding on our confirmation only.