



Installation: hazardous areas - Zone 1 / 2 (Gases)
Zone 21 / 22 (Dusts)

Classification: Group II - Category 2G 2D



REFERENCE STANDARDS

Directive 2014/34/EU


EXECUTION	⊗ II 2 G Ex e q IIC T4 Gb ⊗ II 2 D Ex tb IIIC T80°C Db
RULES OF COMPLIANCE	EN/IEC 60079-0; EN/IEC 60079-5; EN/IEC 60079-7; EN/IEC 60079-31
EC Type-Examination Certificate	LCIE 13 ATEX 3052
PROTECTION DEGREE	IP65
AMBIENT TEMPERATURE	-20°C ÷ +60°C
OTHER AVAILABLE CERTIFICATES	IECEX: IECEX LCIE 13.0036 EAC: TC RU C-IT.BH02.B.00602 (-40°C ÷ +60°C)

Mechanical characteristics

Body	stainless steel AISI-316L - thickness 1,5mm
Diffuser	high-temperature resistant borosilicate glass
Safety closing	by screw stainless steel AISI-316L
Gaskets	silicon rubber
Internal reflector	white stove enamelled aluminium
Cable entry	2 x Ø20,5mm clearance hole (2 x Ø25,5mm clearance hole - on demand)

Electrical characteristics

Power supply	electronic ballast 96...254V AC 50/60Hz (cos p ≥ 0,95) / 96...130V DC
Lampholders	bi-pin G13 cap
Internal wiring	high-temperature resistant silicon rubber insulation cables
Terminals	suitable up to 4sq/mm cables
Safety feature	with protections against over charge and over discharge



On Request Accessories:

- Pole mounting kit complete with stainless steel hardware
- Ceiling mounting kit complete with stainless steel hardware
- Pendant mounting kit complete with stainless steel hardware
- Wall/Structure mounting kit complete with stainless steel hardware
- Electronic ballast with voltage supply different than standard
- Voltage different than standard

Technical data

CODE	LAMP	TEMPERATURE CLASS (GAS)	TEMPERATURE CLASS (DUSTS)	LAMPHOLDER	ENTRY	EMERGENCY UNIT	AUTONOMY	DETAIL
FLUORESCENT LIGHTING FIXTURES FOR SINGLE AND TWIN LAMPS - POWER SUPPLY 96...254V AC 50/60Hz								
AVC-XG-118	1 x 18W	T4	T 80°C	G13	2 x Ø20,5	-	-	A
AVC-XG-136	1 x 36W	T4	T 80°C	G13	2 x Ø20,5	-	-	A
AVC-XG-218	2 x 18W	T4	T 80°C	G13	2 x Ø20,5	-	-	A
AVC-XG-236	2 x 36W	T4	T 80°C	G13	2 x Ø20,5	-	-	A

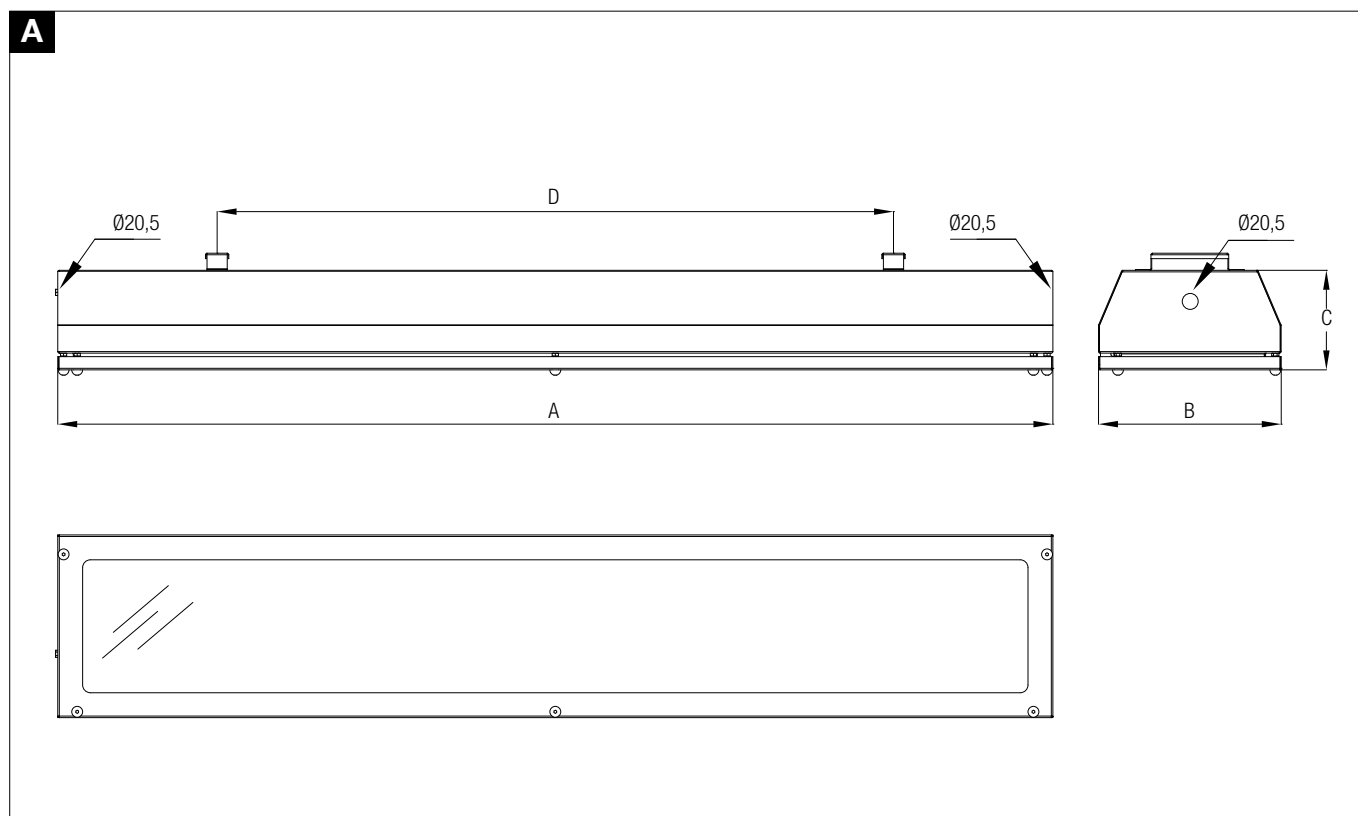
EMERGENCY FLUORESCENT LIGHTING FIXTURES FOR SINGLE AND TWIN LAMPS - POWER SUPPLY 230/240V AC 50/60Hz								
AVCE-XG-118	1 x 18W	T4	T 80°C	G13	2 x Ø20,5	7.2 V - 6Ah	120 min	A
AVCE-XG-136	1 x 36W	T4	T 80°C	G13	2 x Ø20,5	7.2 V - 6Ah	120 min	A
AVCE-XG-218	2 x 18W	T4	T 80°C	G13	2 x Ø20,5	7.2 V - 6Ah	120 min	A
AVCE-XG-236	2 x 36W	T4	T 80°C	G13	2 x Ø20,5	7.2 V - 6Ah	120 min	A

Technical features

CODE	A [mm]	B [mm]	C [mm]	D [mm]	WIGHT [Kg]	WIGHT [Kg] WITH EMERG.	CABLE ENTRY	DETAIL
AVC*-XG-118	670	235	128	400	8	9	2 x Ø20,5	A
AVC*-XG-136	1280	235	128	870	15	16	2 x Ø20,5	A
AVC*-XG-218	705	235	128	400	8	9	2 x Ø20,5	A
AVC*-XG-236	1280	235	128	870	15	16	2 x Ø20,5	A

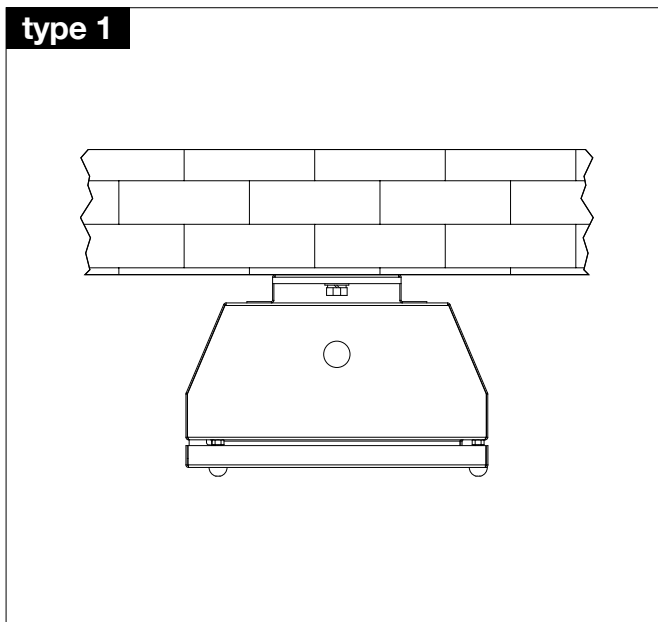
*E: with emergency battery pack

Reference details



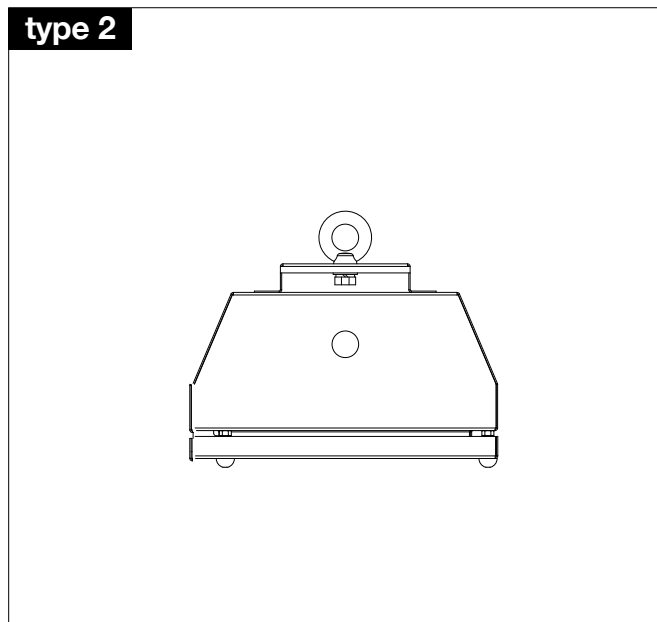
Ceiling mounting

type 1



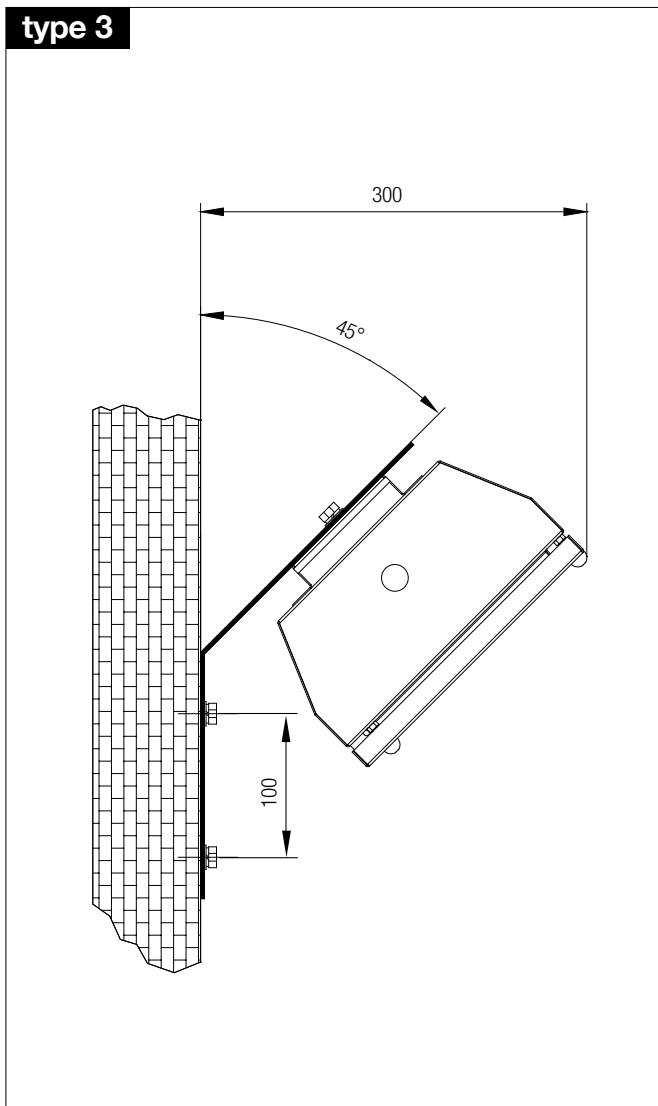
Pendant mounting

type 2



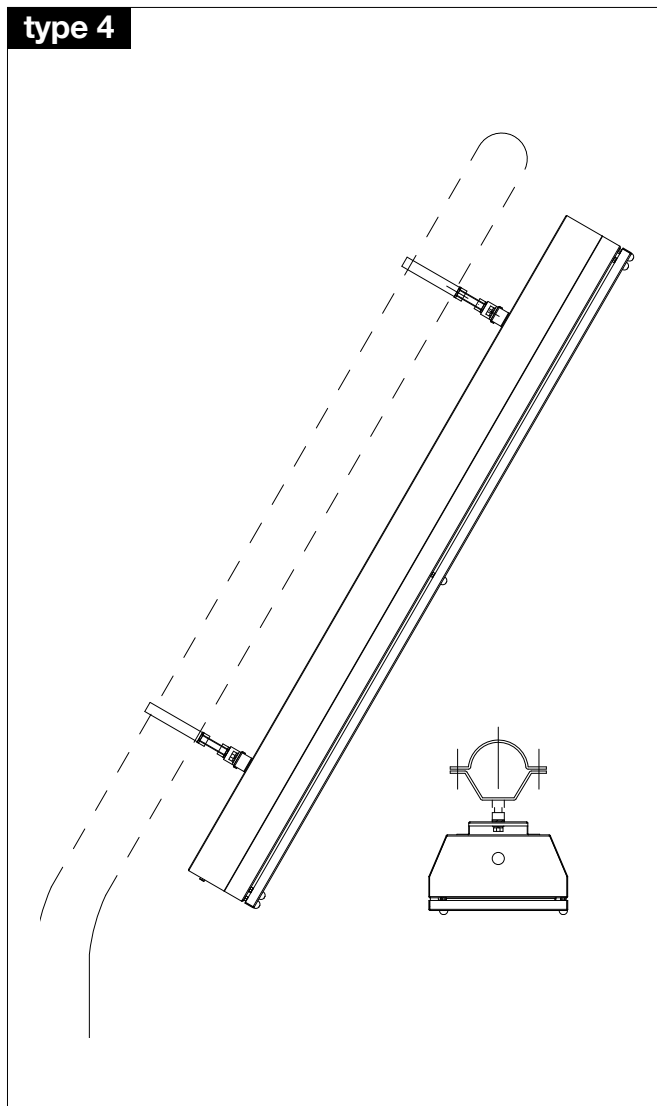
Wall/structure mounting

type 3

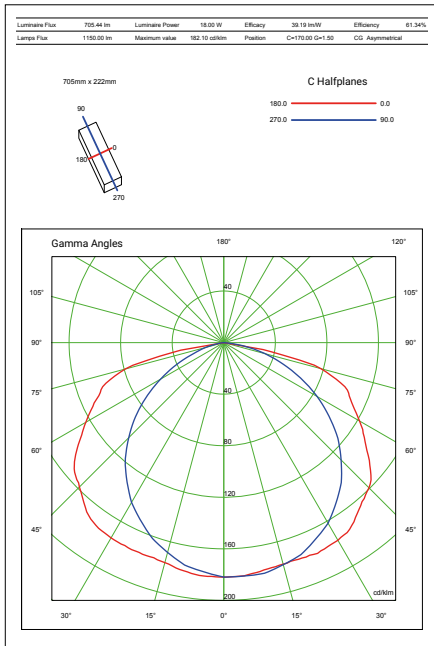


Pole mounting
Assemblg detail with pole (typical)

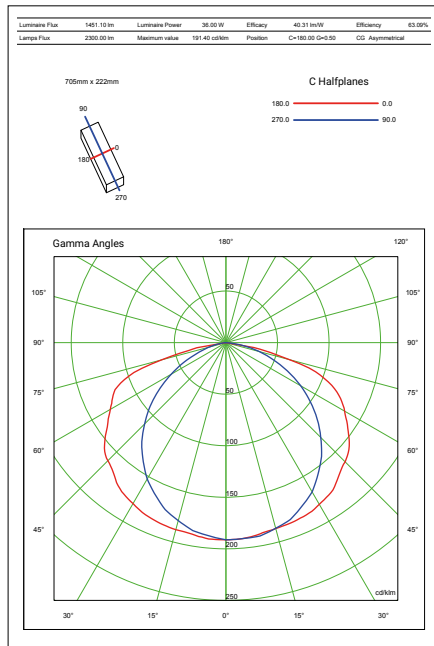
type 4



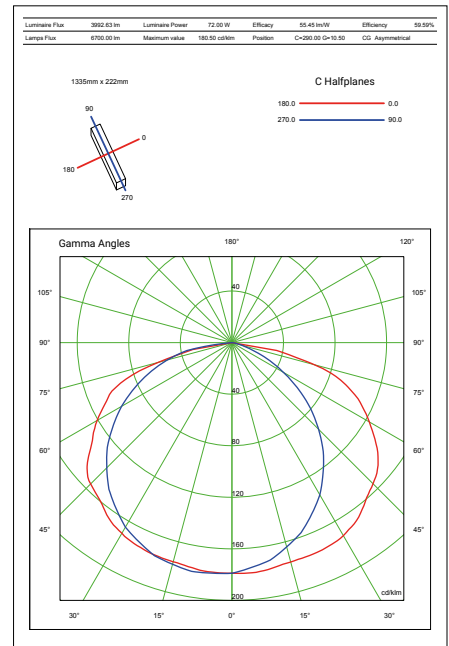
AVC-XG-118



AVC-XG-218



AVC-XG-236



On request accessories

CODE	DESCRIPTION	INSTALLATION	MATERIAL
20302.0121	CEILING MOUNTING KIT C/W HARDWARE	TYPE 1	STAINLESS STEEL
20302.0103	EYE-BOLTS MOUNTING KIT C/W HARDWARE	TYPE 2	GALVANIZED STEEL
20302.0140	WALL MOUNTING KIT C/W HARDWARE	TYPE 3	GALVANIZED STEEL
20301.0162	POLE MOUNTING KIT Ø2" C/W HARDWARE	TYPE 4	GALVANIZED STEEL
20301.0163	POLE MOUNTING KIT Ø1-1/2" C/W HARDWARE	TYPE 4	GALVANIZED STEEL

REMARK:

Due to the development of the national and international specifications and of the technology, the above technical characteristics showed on this bulletin can be considered as binding on our confirmation only.