


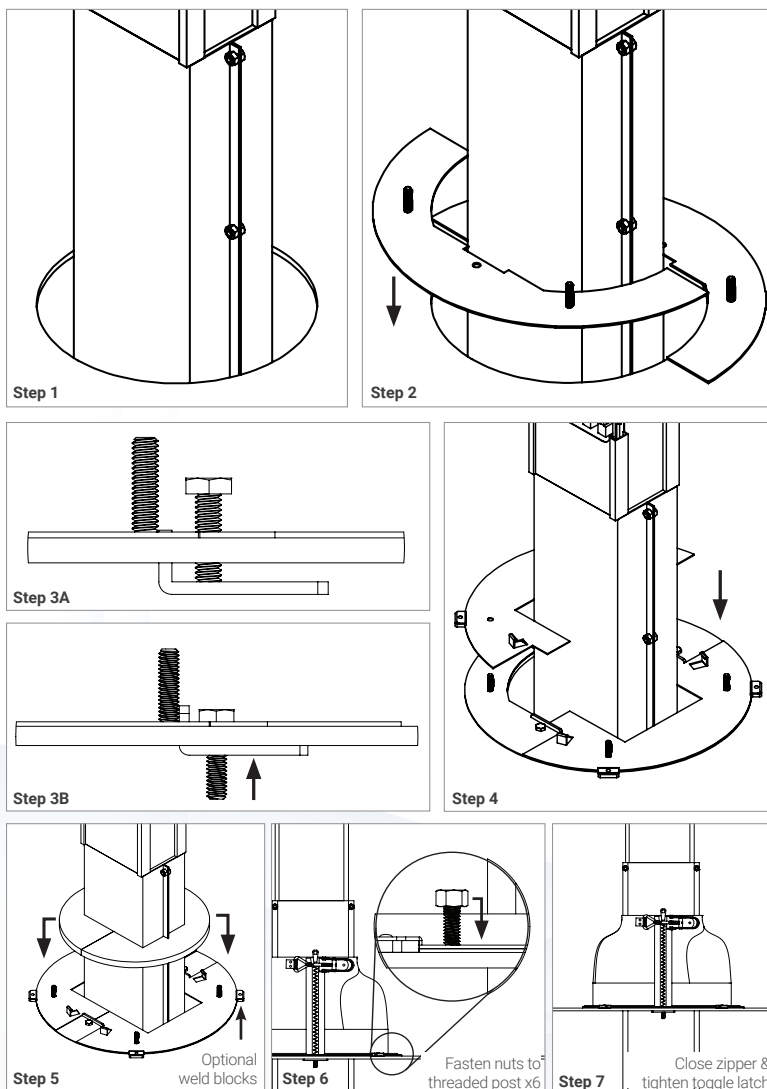
Flexible device for busbar penetrations in fire-rated divisions, comprised of split steel attachment plates, a flame retardant boot, compressible foam and intumescent wraps.

Product Features

- Tested to 2010 IMO FTP Code, Part 3 (Class A-0 through A-60 bulkheads and decks)
- Designed for Schneider Electric Canalis KSA Fire Barrier Busbar Assembly
- Maintenance free
- No putty or sealant required
- Provides smoke/air sealing, and rapid intumescent expansion
- Flexible to accommodate vibration, allowing for 3 cm of lateral movement
- Attaches to any division thickness via stitch welds and/or provided clamps

Installation Instructions

General Notes: Read Safety Data Sheets (SDS) and product label for safe handling. For further information regarding installation requirements, please refer to Installation Sheet No. ZIS1258 and the corresponding Type Approvals.




PHYSICAL PROPERTIES

Plate Composition	1.5 mm Thick (0.059") Galvanized Steel
Physical Dimensions	Ø381 mm x 394 mm High (Ø15" x 15.5")
Expansion Begins	160°C (320°F)
Expansion Volume	800%
In Service Temperature	-23°C (-10°F) to 49°C (120°F)
Storage Temperature	<49°C (120°F)
Shelf Life	No Limit
Boot Composition	High Temperature, Flame Retardant, Silicone Rubber Coated Fabric
Asbestos	This Product Does Not Contain Asbestos

Maintenance

Maintenance free. Observed damage can be repaired per the original approved design.

Third Party Approvals



ORDERING INFORMATION

Catalog Number	UPC Number	Description	(UOM) Qty.	Case Qty.	Weight (Each)
MBD100	730573400906	Marine Busbar Firestop Device	1	1	3.18 kg (7.00 lbs)